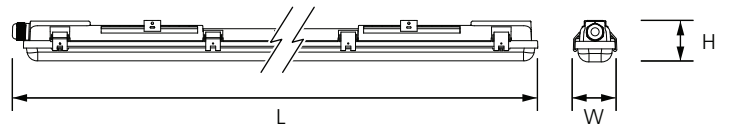
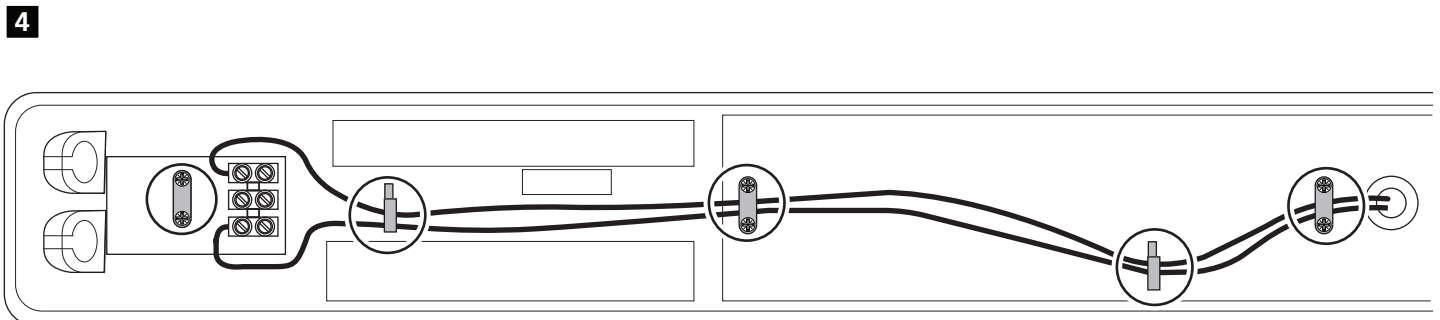
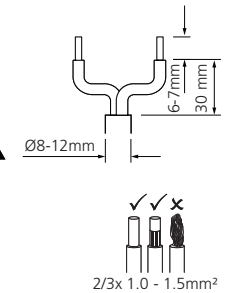
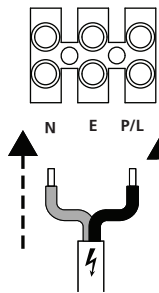
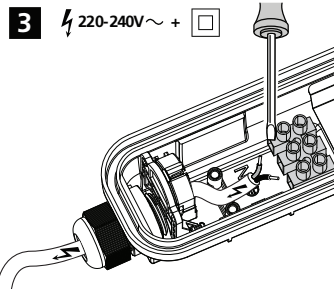
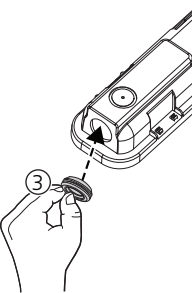
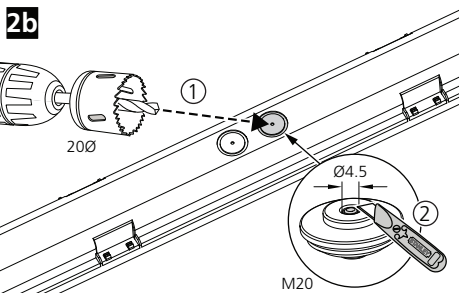
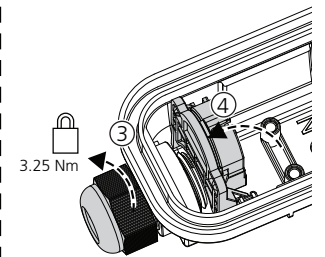
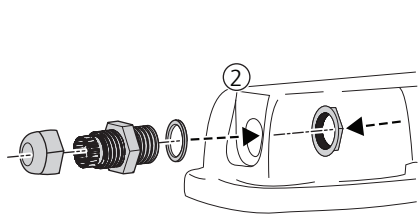
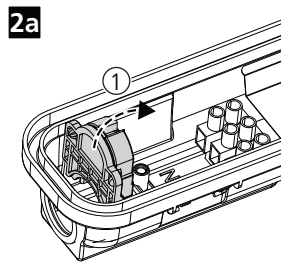
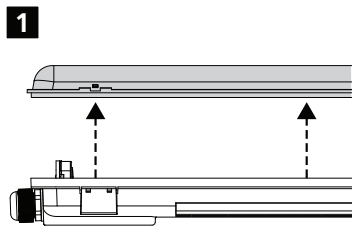
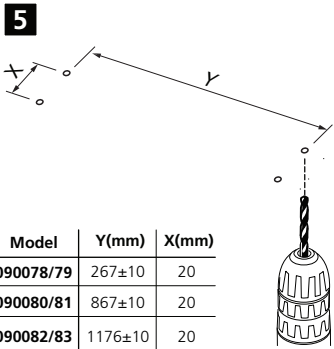


- 2x
- 1x M20
- 4x
- 4x
- 2x M20
- 0.6M: x6
- 1.2M: x12
- 1.5M: x14

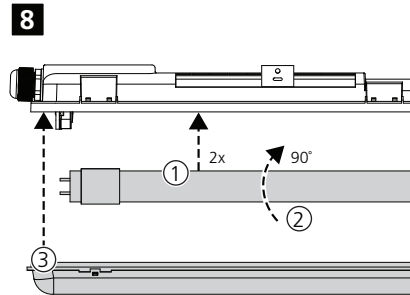
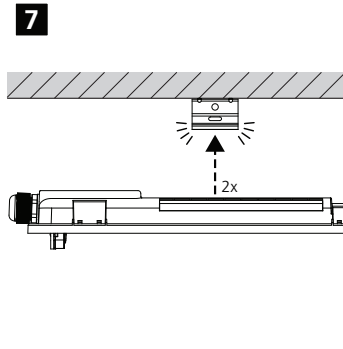
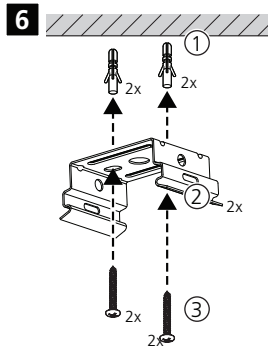


Model	L(mm)	W(mm)	H(mm)
0090078	670	65	60
0090079	670	99	60
0090080	1280	65	60
0090081	1280	99	60
0090082	1580	65	60
0090083	1580	99	60

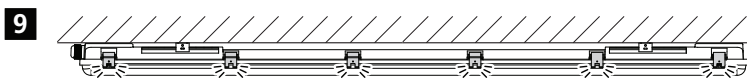





Model	Y(mm)	X(mm)
0090078/79	267±10	20
0090080/81	867±10	20
0090082/83	1176±10	20



Only used with  Tube



Model	
0090078/79	6
0090080/81	12
0090082/83	14

Model		
0090078	1 x LED Tube (0.6 m)	LED T8 G13 1x Max.6.6W
0090079	2 x LED Tube (0.6 m)	LED T8 G13 2x Max.6.6W
0090080	1x LED Tube (1.2m)	LED T8 G13 1x Max.13.3W
0090081	2x LED Tube (1.2m)	LED T8 G13 2x Max.13.3W
0090082	1x LED Tube (1.5m)	LED T8 G13 1x Max.18W
0090083	2x LED Tube (1.5m)	LED T8 G13 2x Max.18W

